

# National Health Workforce Datasets

Nurses and Midwives



# CONTENT

1

What is the NHWDS

- Professions involved
- Administration process
- Registration items and workforce survey

2

Survey review

- Process to review to survey
- Latest changes

3

Published data

- Who gets unit record data
- Where is aggregate data publicly available

4

Latest data - graphs

- Survey response rate
- Registrants, employed, distribution
- Inflows and outflows

# What is the NHWDS

## Registration



Responsible for the national registration process for the 16 health professions under the National Registration and Accreditation Scheme.

Aboriginal and Torres Strait Islander Health Practice	Medical Radiation Practice	Paramedicine
Chinese Medicine	Nursing and Midwifery	Pharmacy
Chiropractic	Occupational Therapy	Physiotherapy
Dental	Optometry	Podiatry
Medical	Osteopathy	Psychology



Australian Government  
Department of Health






# What is the NHWDS

## Registration renewal

Practitioners renew their registration each year during the three-month period aligning with their profession’s annual registration renewal period. Nurses and midwives renewal period is 1 April -31 May (with an additional one month grace to end of June)

### Registration information



Renew your registration online

Login


User ID: [?]

Date of Birth:

DayMonthYear

Password:

### Workforce survey



Workforce Survey Form  
Profession: Nursing

WKSYS-40N

COMPLETING THIS SURVEY

Information recorded on this form may be provided to other persons and agencies for workforce planning. The Nursing and Midwifery Board of Australia and the Australian Health Practitioner Regulation Agency (AHPRA) are committed to ensuring the privacy and confidentiality of personal information held and will adhere to the National Privacy Principles under the Privacy Act 1988 (Cth) when collecting, using, disclosing, storing and providing access to personal information.

Read all instructions

Print clearly in BLOCK LETTERS using a black or blue pen

Please fill in ALL applicable boxes

These questions are optional

Today's date:

MonthDayYear

SECTION A: Your qualifications

1. Where did you obtain your initial qualification in nursing?

Mark one box only

AustraliaGo to question 2

New ZealandGo to question 2

Other overseasSpecify country below, change to the next question

2. Did you need to obtain any further qualifications or undertake an education program to gain registration in nursing in Australia?

No

Yes

SECTION B: Your employment

For the following questions, working includes the practice of nursing or work that is principally concerned with that discipline, e.g. research, administration or teaching of nursing, in which you:

- worked in Australia for a total of one hour or more (AEST WEEK) on a job or business (including over time) for pay, commission, payment in kind or profit;
- usually work, but were away from work on leave, on other or locked out or restricted off;

3. LAST WEEK, were you working in nursing in Australia?

Mark one box only

Yes (including on leave for less than three months)Go to question 2

Yes (but currently on leave for three months or more)Go to question 2

NoGo to the next question

4. LAST WEEK, why were you not working in nursing in Australia?

Mark one box only

Working in nursing overseasGo to question 2

Working, but not in nursingGo to the next question

Not working in paid employment at allGo to question 2

Retired from regular workGo to question 2

5. LAST WEEK, what was your occupation?

6. LAST WEEK, did you take notice to be back for work in nursing in Australia?

Looking for work includes (other part time or full time):

- applying for work
- waiting to start a job
- waiting to be interviewed
- registering with an employment agency
- interviewing for work
- contacting people about a job


NoGo to question 2

YesGo to question 2

### NHWDS

ID	Profession	Registered Status	Hours	...
N0001	Midwifery	Registered	40	...
N0002	Midwifery	Registered	38	...
N0003	Medical	Not Registered	41	...
N0003				

Bar	Midwifery (Dark Green)	Medical (Medium Green)	Nursing (Light Green)	Total Height
1	10	10	10	30
2	20	10	10	40
3	20	10	10	40
4	20	10	10	40



Australian Government  
Department of Health


# Workforce survey


The Department Of Health (DoH) maintains questionnaires, specific to each of the registered professions, containing workforce related questions. These questionnaires are known as the “workforce survey”.

## Review of content

- Reviewed periodically
- All professions currently undergoing review for implementation in 2021 registration renewal
- Changes or additions must strictly be related to the intended use for workforce planning purposes
- Review is undertaken in conjunction with a committee of stakeholders, for nursing and midwifery this includes:
  - The Nursing and Midwifery Board of Australia
  - Ahpra
  - Jurisdictional workforce planners
  - DoH Chief Nursing and Midwifery Office
  - Health Workforce Division



**Workforce Survey Form**  
Profession: Nursing & midwifery

**WKSJ-40NM**

**COMPLETING THIS SURVEY**

Information supplied on this form may be provided to other persons and agencies for workforce planning. The Nursing and Midwifery Board of Australia and the Australian Health Practitioner Regulation Agency (AHPRA) are committed to ensuring the privacy and confidentiality of personal information held and will adhere to the National Privacy Principles under the Privacy Act 1988 (Cth) when collecting, using, disclosing, securing and providing access to private information.

- Read all Instructions
- Print clearly in BLOCK LETTERS using a black or blue pen
- Place X in ALL applicable boxes
- These questions are optional

Today's date:  /  /

**SECTION A: Your qualifications**

1. Where did you obtain your initial qualification in nursing?

Mark one box only

Australia ☐ Go to question 3

New Zealand ☐ Go to question 3

Other overseas ☐ Specify country below, then go to the next question

2. Did you need to obtain any further qualifications or undertake an education program to gain registration in nursing in Australia?

☐ No

☐ Yes

3. Where did you obtain your initial qualification in midwifery?

Mark one box only

Australia ☐ Go to question 5

New Zealand ☐ Go to question 5

Other overseas ☐ Specify country below, then go to the next question

4. Did you need to obtain any further qualifications or undertake an education program to gain registration in midwifery in Australia?

☐ No

☐ Yes

**SECTION B: Your employment**

**5. LAST WEEK, were you working in nursing and/or midwifery in Australia?**

Mark one box only

☐ Yes (including on leave for less than three months) Go to question 9

☐ Yes (but currently on leave for three months or more) Go to question 9

☐ No Go to the next question

**6. LAST WEEK, why were you not working in nursing and/or midwifery in Australia?**

Mark one box only

☐ Working in nursing and/or midwifery overseas Go to question 8

☐ Working, but not in nursing and/or midwifery Go to the next question

☐ Not working in paid employment at all Go to question 8

☐ Retired from regular work Go to question 29

**7. LAST WEEK, what was your occupation?**

OFFICE USE ONLY

WKSJ-40NM 2018 Registration Renewal Page 1 of 4

# Changes to 2021 workforce survey

## Previous question

LAST WEEK, were you working in NURSING and/or MIDWIFERY in Australia?

- ☐ Yes (including on leave for less than three months)
- ☐ Yes (but currently on leave for three months or more)
- ☐ No

## Changed question - Seperate employment questions for nurses and midwives

LAST WEEK, were you working in **NURSING** in Australia?

- ☐ Yes, working in nursing (including on leave for less than three months)
- ☐ Yes, working in nursing (but currently on leave for three months or more)
- ☐ No, not working in nursing

LAST WEEK, were you working in **MIDWIFERY** in Australia?

- ☐ Yes, working in midwifery (including on leave for less than three months)
- ☐ Yes, working in midwifery (but currently on leave for three months or more)
- ☐ No, not working in midwifery

Will be able to determine which profession dual registrants are employed in

# Changes to 2021 workforce survey

## New questions – employment basis for nurses and midwives

LAST WEEK, on what basis were you employed in NURSING?

- ☐ Full time
- ☐ Part time
- ☐ Casual

LAST WEEK, on what basis were you employed in MIDWIFERY?

- ☐ Full time
- ☐ Part time
- ☐ Casual

**This question will be added to the workforce survey for ALL registered professions**

**Will be able to determine whether nurses and midwives are employed full time, part time or casually rather than inferring from their hours worked in the previous week**

# Changes to 2021 workforce survey

## Previous question

LAST WEEK, of the hours you worked in your clinical role how many hours did you work in each sector in nursing?

Private sector (including for-profit)

hours

Public sector

hours

LAST WEEK, of the hours you worked in your clinical role how many hours did you work in each sector in midwifery?

Private sector (including for-profit)

hours

Public sector

hours

## Changed question - Seperate private sector into for profit / commercial and not for profit / community

LAST WEEK, of the hours you worked in your clinical role how many hours did you work in each sector in nursing?

Private sector (including for-profit/ commercial organisations)

hours

Private sector (including not-for-profit/ charitable/ community organisations)

hours

Public sector

hours

LAST WEEK, of the hours you worked in your clinical role how many hours did you work in each sector in midwifery?

Private sector (including for-profit/ commercial organisations)

hours

Private sector (including not-for-profit/ charitable/ community organisations)

hours

Public sector

hours

**This change will be implemented to the workforce survey for ALL registered professions**



# Changes to 2021 workforce survey

## Previous question

LAST WEEK, what was your principal role in your main job in NURSING?

- ☐ Clinician (nurses, including managers and supervisors, involved in direct patient care)
- ☐ Administrator (including managers not involved in direct patient care)
- ☐ Teacher or educator
- ☐ Researcher
- ☐ Other, please specify .....

LAST WEEK, what was your principal role in your main job in MIDWIFERY?

- ☐ Clinician (nurses, including managers and supervisors, involved in direct patient care)
- ☐ Administrator (including managers not involved in direct patient care)
- ☐ Teacher or educator
- ☐ Researcher
- ☐ Other, please specify .....

## Changed question – Addition of the response option ‘academic’

LAST WEEK, what was your principal role in your main job in NURSING?

- ☐ Clinician (nurses, including managers and supervisors, involved in direct patient care)
- ☐ Administrator (including managers not involved in direct patient care)
- ☐ Teacher or educator
- ☐ Researcher
- ☐ **Academic**
- ☐ Other, please specify .....

LAST WEEK, what was your principal role in your main job in MIDWIFERY?

- ☐ Clinician (nurses, including managers and supervisors, involved in direct patient care)
- ☐ Administrator (including managers not involved in direct patient care)
- ☐ Teacher or educator
- ☐ Researcher
- ☐ **Academic**
- ☐ Other, please specify .....

**This change will be implemented to the workforce survey for ALL registered professions.  
Stakeholders felt there was no clear option for those who worked in teaching and research equally.**

# Changes to 2021 workforce survey

## Additional response options to existing question

LAST WEEK, what was the principal area of your main job in NURSING?

- **Administration**
- Aged care
- **Cancer care**
- Community nursing
- Critical care
- **Disability**
- Drug and Alcohol
- Emergency
- Health promotion
- Management
- **Maternal**, child and family health
- Maternity care
- Medical
- Mental health
- Mixed medical/surgical
- Neonatal Care
- Paediatrics
- Palliative care
- Peri-operative
- Policy
- **Primary care**
- **Rehabilitation**
- Research
- Surgical
- **Teaching/education**
- Other

LAST WEEK, what was the principal area of your main job in MIDWIFERY?

- Antenatal care
- Antenatal, Intra-partum and Post-partum care
- Care during labour and birth
- Postnatal care
- Neonatal care
- **Administration**
- **Community/home visiting**
- **Disability**
- **Management**
- Policy
- **Research**
- **Teaching/education**
- Other

# Changes to 2021 workforce survey

## Additional response options to existing question

LAST WEEK, what was the principal work setting of your main job in NURSING?

- **Aboriginal Community Controlled health service**
- Commercial/business service
- Community health care service
- Correctional service
- Defence forces
- General Practitioner (GP) practice
- Hospice
- Hospital (excluding outpatient service)
- Independent private practice
- **Other Aboriginal health service**
- Other educational facility
- Other government department or agency
- Other private practice
- Outpatient service
- Residential health care facility
- School
- Tertiary educational facility
- Other

LAST WEEK, what was the principal work setting of your main job in MIDWIFERY?

- **Aboriginal Community Controlled health services**
- Commercial/business service
- Community health care service
- Correctional service
- Defence force
- General Practitioner (GP) practice
- Hospital (excluding outpatient service)
- Independent Private Practice
- **Midwifery group practice / caseload**
- **Other Aboriginal health service**
- Other educational facility
- Other government department or agency
- Outpatient service
- Specialist (O&G) practice
- Tertiary educational facility
- Other

Aggregate health workforce data from the NHWDS published in the form of:

1

Online Data Tool (ODT).

2

Summary statistics

3

Factsheets

4

HEADSUPP (limited access)

## Where is NHWDS published

In accordance with the Health Practitioner Regulation National Law Act 2009 (the National Law) and the Deed of Data Exchange (between the Health Department and AHPRA) this data:

- can only be collected and used for workforce planning purposes
- cannot be provided in a way such that any individual is identifiable
- **must be published in a way that ensures it is accessible to the public**

## Who gets the NHWDS



### Data Exchange Deed

Between:  
the **Australian Health Practitioner Regulation Agency**  
and  
the **Commonwealth of Australia** as represented by  
the **Department of Health**

An agreement for the sharing of data between AHPRA and the Department in relation to the National Health Workforce Dataset, and other matters.



- AIHW
- Ahpra
- State and Territory Health Departments (Jurisdictional workforce planners)

# Online Data Tool (ODT) <https://hwd.health.gov.au/datatool.html>

## Register

<https://hwd.health.gov.au/webapi/jsf/user/register.xhtml>

### Sign Up

Start creating your account now! Enter your name and email address below.

Email

Name (Optional)

[Back to login page](#)

To get immediate access



### Health Workforce Data

Datasets | Table View | Graph View | Map View\*

Dataset: National Health Workforce Dataset | Table: Profession\_by\_year

Fields | Tables

Add to: Row | Column | Wafer | Filter | Remove

Collapse All | Un-tick All | 0 items selected.

- Summation Options (15) [X]
  - Professions (15) [X]
    - ☐ ATSI Health Practitioners
    - ☐ Chiropractors
    - ☐ Chinese Medicine Practitioners
    - ☐ Dental Practitioners
    - ☐ Medical Practitioners
    - ☐ Medical Radiation Practitioners
    - ☐ Nurses and Midwives
    - ☐ Occupational Therapists
    - ☐ Optometrists
    - ☐ Osteopaths
    - ☐ Pharmacists
    - ☐ Physiotherapists
    - ☐ Podiatrists
    - ☐ Paramedicine Practitioners
    - ☐ Psychologists
  - Year (7) [X]
  - Demographics
    - Age (0) [X]
    - Sex (3) [X]
    - Australian Born Indigenous (4) [X]
    - Initial Country of Qualifications (4) [X]
    - Main Language Used (7) [X]
  - Employment
    - Workforce Status (3) [X]
    - Scope of Practice (19) [X]
    - Main Job Position (5) [X]
    - Nurse Division (9) [X]
      - ☐ Registered Nurse Only
      - ☐ Enrolled Nurse Only
      - ☐ Registered and Enrolled Nurse
      - ☐ Midwife Only
      - ☐ Registered Nurse and Midwife
      - ☐ Enrolled Nurse and Midwife
      - ☐ Registered and Enrolled Nurse and Midwife
      - ☐ Non-practising Only
      - ☐ Not stated

Retrieval Data | Clear Table | Save Table | Print Table | Settings | Trash

Professions and Nurse Division by Year by Workforce Status

Filters:  
✖ Workforce Status : Employed in Australia working in registered profession  
Default Summation : Number of Practitioners

Wafers:  
Cell count: 140 (7 x 20 x 1) total, 56 (7 x 8 x 1) displayed.

		Year	2013	2014	2015	2016	2017	2018	2019
Professions	Nurse Division								
	Registered Nurse Only		212,814	218,095	224,301	231,923	239,078	248,741	259,058
	Enrolled Nurse Only		50,714	50,737	50,801	51,454	51,478	52,044	53,219
	Registered and Enrolled Nurse		2,547	3,472	4,257	5,008	5,591	5,909	6,279
	Midwife Only		2,302	2,698	3,052	3,402	3,807	4,241	4,731
	Registered Nurse and Midwife		26,625	25,001	23,983	23,293	22,468	22,013	21,525
	Enrolled Nurse and Midwife		33	38	47	43	51	64	75
	Registered and Enrolled Nurse and Midwife		25	38	46	41	49	58	56
Total		295,060	300,077	308,487	315,164	323,122	333,970	344,941	

For further information see [Data Confidentiality](#)



Australian Government  
Department of Health



# Summary statistics

<https://hwd.health.gov.au/summary.html>

## Nursing and Midwifery 2019

Registered and Employed in Australia 2016 → 2019				
Profession / Division *	2016	2017	2018	2019
Registered Nurse	236,931	245,269	254,650	265,335
Enrolled Nurse only	51,454	51,478	52,944	53,219
Dual Registration	23,377	22,568	22,135	21,656
Midwife only	3,402	3,807	4,241	4,731
Total	315,164	323,122	333,970	344,941

\* Based on single headcount

Registered and Employed in Australia - 2019 by Modified Monash Model (MMM)				
MMM	Headcount	Total FTE	Average Age	Average Total Hours
MMM1	250,470	220,666.3	42.9	33.5
MMM2	34,379	30,221.2	44.2	33.4
MMM3	27,289	24,024.6	45.6	33.5
MMM4	12,790	10,898.3	47.2	32.4
MMM5	13,263	11,195.6	48.6	32.1
MMM6	3,997	3,838.9	44.4	36.5
MMM7	2,641	2,764.1	47.3	39.8
Unknown	112	113.6	—	—
Total	344,941	303,722.6	43.6	33.5

Registered and Employed in Australia - 2019				
Profession / Division	Headcount	Total FTE	Average Age	Average Total Hours
Registered Nurse #	286,916	255,522.9	43.4	33.8
Enrolled Nurse #	53,219	44,219.3	45.3	31.6
Midwife #	26,387	23,396.6	47.3	33.7
Total *	344,941	303,722.6	43.6	33.5

# Based on hours worked

Registered and Employed in Australia - 2019 by State and Territory				
State/Territory	Headcount	Total FTE	Average Age	Average Total Hours
NSW	95,806	87,631.9	43.9	34.8
VIC	94,129	79,922.4	42.9	32.3
QLD	72,064	63,988.1	43.5	33.7
SA	29,816	25,051.3	44.8	31.9
WA	34,241	29,860.0	44.1	33.1
TAS	8,551	7,363.7	44.1	32.7
ACT	5,859	5,437.0	42.2	35.3
NT	4,343	4,336.3	42.4	37.9
Unknown	132	131.9	—	—
Total	344,941	303,722.6	43.6	33.5

# Factsheets

<https://hwd.health.gov.au/publications.html#nrmw>

1. Nursing and Midwifery Workforce Factsheet 2019
2. Enrolled Nurses Workforce Factsheet 2019
3. Midwifery Workforce Factsheet 2019
4. Registered Nurse Workforce Factsheet 2019
5. Nurse Practitioner Workforce Factsheet 2019
6. Aboriginal and Torres Strait Islander Nurses & Midwives Workforce Factsheet 2019

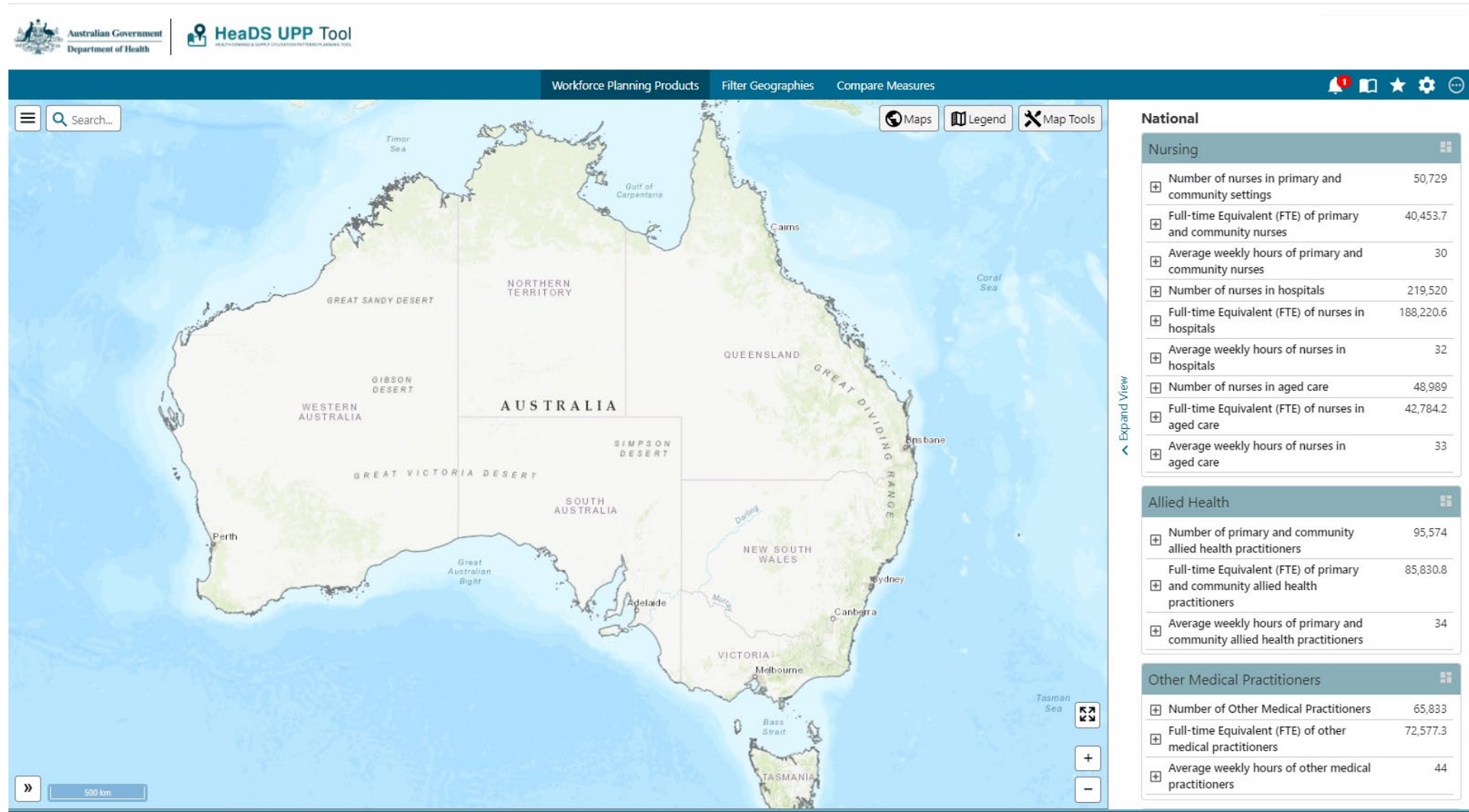
<p><b>2019</b> <b>Nurses and Midwives</b></p> <p>All nurses and midwives must be registered with the Nursing and Midwifery Board of Australia (NMBA) and meet the NMBA's registration standards in order to practise in Australia.</p> <p>There are three divisions of registration: Registered Nurse (RN), Midwife and Enrolled Nurse (EN).</p> <p>Eligible practitioners may register in one or multiple divisions. Those who are registered as both a nurse and midwife are considered to hold dual registration.</p> <p><b>CONTENTS</b></p> <ul style="list-style-type: none"><li>Education</li><li>Workforce</li><li>Hours worked</li><li>Principal role and sector</li><li>Principal area of practice</li><li>Principal work setting</li><li>Workforce intentions</li><li>Initial qualification country</li><li>Distribution of workforce and tele-health by Modified Monash Model (MMM 2019)</li></ul> <p><small>Note: There are 4 factsheets in this series: 1 Nurses and Midwives, 2 Registered Nurses, 3 Midwives, 4 Enrolled Nurses. This factsheet is based on the total headcount, whereas the headcount in the individual fact sheets in this series are based on a job role or hours worked in the profession. This means, if a practitioner has a job role or worked hours in more than one profession, they will be counted in each profession's factsheet, but only once in this factsheet. Hence, when the individual factsheets in this series are added together, the total will vary from this factsheet.</small></p>	<p><b>2019</b> <b>Enrolled Nurses</b></p> <p>All nurses and midwives must be registered with the Nursing and Midwifery Board of Australia (NMBA) and meet the NMBA's registration standards in order to practise in Australia.</p> <p>The Enrolled Nurse (EN) works with the Registered Nurse (RN) as part of the health care team and demonstrates competence in the provision of person-centred care. Core practice generally requires the EN to work under the direct or indirect supervision of the RN. The qualification requirement is a Diploma of Enrolled Nursing.</p> <p><b>CONTENTS</b></p> <ul style="list-style-type: none"><li>Workforce</li><li>Quick Facts</li><li>Table 1: Enrolled Nurses average hours per week</li><li>Table 2: Enrolled Nurses clinical FTE by sector</li><li>Table 3: Enrolled Nurses age and gender</li><li>Table 4, 5, 6: Enrolled Nurses principal area, work setting, and role</li><li>Table 7: Enrolled Nurses FTE distribution by Modified Monash Model (MMM 2019)</li><li>Table 8: Enrolled Nurses distribution by state and territory</li></ul> <p><small>Note: There are 4 factsheets in this series: 1 Nurses and Midwives, 2 Registered Nurses, 3 Midwives, 4 Enrolled Nurses. If a practitioner has a job role or worked hours in more than one profession, they will be counted in each profession's factsheet, but only once in this Nurses and Midwives factsheet. Hence, when the individual factsheets in this series are added together, the total will vary from the Nurses and Midwives factsheet.</small></p>	<p><b>2019</b> <b>Midwives</b></p> <p>All nurses and midwives must be registered with the Nursing and Midwifery Board of Australia (NMBA) and meet the NMBA's registration standards in order to practise in Australia.</p> <p>A midwife works in partnership with women to give the necessary support, care and advice during pregnancy, labour and the postpartum period, to conduct births and to provide care for the newborn and the infant. This care includes preventative measures, the promotion of normal birth, the detection of complications in mother and child, the accessing of medical care or other appropriate assistance and the carrying out of emergency measures. The qualification requirement is a 3 year Bachelor of Nursing and Graduate Diploma of Midwifery or Masters of Midwifery or Bachelor of Midwifery.</p> <p><b>CONTENTS</b></p> <ul style="list-style-type: none"><li>Workforce</li><li>Quick Facts</li><li>Table 1: Midwives average hours per week</li><li>Table 2: Midwives clinical FTE by sector</li><li>Table 3: Midwives age and gender</li><li>Table 4, 5, 6: Midwives principal area, work setting and role</li><li>Table 7: Midwives FTE distribution by Modified Monash Model (MMM 2019)</li><li>Table 8: Midwives distribution by state and territory</li></ul> <p><small>Note: There are 4 factsheets in this series: 1 Nurses and Midwives, 2 Registered Nurses, 3 Midwives, 4 Enrolled Nurses. If a practitioner has a job role or worked hours in more than one profession, they will be counted in each profession's factsheet, but only once in this Nurses and Midwives factsheet. Hence, when the individual factsheets in this series are added together, the total will vary from the Nurses and Midwives factsheet.</small></p>	<p><b>2019</b> <b>Registered Nurse</b></p> <p>All nurses and midwives must be registered with the Nursing and Midwifery Board of Australia (NMBA) and meet the NMBA's registration standards in order to practise in Australia.</p> <p>Registered Nurse (RN) practice is person-centred and evidence-based with preventative, curative, formative, supportive, restorative and palliative elements. RNs work in therapeutic and professional relationships with individuals, as well as with families, groups and communities. The qualification requirement is a Bachelor of Nursing or Graduate Entry Masters in Nursing (where another degree is already held).</p> <p><b>CONTENTS</b></p> <ul style="list-style-type: none"><li>Workforce</li><li>Quick Facts</li><li>Table 1: Registered Nurse average hours per week</li><li>Table 2: Registered Nurse clinical FTE by sector</li><li>Table 3: Registered Nurse age and gender</li><li>Table 4, 5, 6: Registered Nurse principal area, work setting, and role</li><li>Table 7: Registered Nurse FTE distribution by Modified Monash Model (MMM 2019)</li><li>Table 8: Registered Nurse distribution by state and territory</li></ul> <p><small>Note: There are 4 factsheets in this series: 1 Nurses and Midwives, 2 Registered Nurses, 3 Midwives, 4 Enrolled Nurses. If a practitioner has a job role or worked hours in more than one profession, they will be counted in each profession's factsheet, but only once in this Nurses and Midwives factsheet. Hence, when the individual factsheets in this series are added together, the total will vary from the Nurses and Midwives factsheet.</small></p>	<p><b>2019</b> <b>Nurse Practitioners</b></p> <p>All nurses and midwives must be registered with the Nursing and Midwifery Board of Australia (NMBA) and meet the NMBA's registration standards in order to practise in Australia.</p> <p>A Nurse Practitioner (NP) is a Registered Nurse (RN) educated to a master's degree level. The NP role includes assessment and management of clients using nursing knowledge and skills and may include, but is not limited to, the direct referral of patients to other health care professionals, prescribing medications and ordering diagnostic investigations. The qualification requirement is a Masters of Nurse Practitioner.</p> <p><b>CONTENTS</b></p> <ul style="list-style-type: none"><li>Table 1: Nurse Practitioners</li><li>Quick Facts</li><li>Table 2: Nurse Practitioners average hours per week</li><li>Table 3: Nurse Practitioners clinical FTE by sector</li><li>Table 4: Nurse Practitioners age and gender</li><li>Table 5, 6, 7: Nurse Practitioners principal area of practice, work setting, and role</li><li>Table 8: Nurse Practitioners FTE distribution by Modified Monash Model (MMM 2019)</li><li>Table 9: Nurse Practitioners distribution by state and territory</li></ul> <p><small>Note: This is an additional factsheet to the series of 4 published nursing and midwifery factsheets. If a practitioner has a job role or worked hours in more than one profession, they will be counted in each profession's factsheet, but only once in this Nurses and Midwives factsheet. Hence, when the individual factsheets in this series are added together, the total will vary from the Nurses and Midwives factsheet.</small></p>	<p><b>2019</b> <b>Aboriginal and Torres Strait Islander nurses and midwives</b></p> <p>The workforce survey asks nurses and midwives if they identify as an Australian Aboriginal and/or Torres Strait Islander person. The nurses and midwives who identify as Aboriginal and/or Torres Strait Islander and were born in Australia are collectively presented in this factsheet as Aboriginal and/or Torres Strait Islander nurses and midwives.</p> <p><b>CONTENTS</b></p> <ul style="list-style-type: none"><li>Quick facts</li><li>Table 1: Education</li><li>Table 2, 3: Workforce and Division of registration</li><li>Table 4, 5: Hours worked and Average hours per week</li><li>Figure 2: Average hours per week by age and gender</li><li>Table 6, 7: Principal role and sector and Clinical full time equivalent (FTE) by sector</li><li>Table 8, 9: Principal area and principal setting</li><li>Table 10, 11: Years intended to work and Initial qualification country</li><li>Table 12: Distribution by state and territory</li><li>Table 13 and 14: Distribution of workforce and tele-health by Modified Monash Model (MMM 2019)</li></ul> <p><small>Note: There are 4 factsheets in this series: 1 Nurses and Midwives, 2 Registered Nurses, 3 Midwives, 4 Enrolled Nurses. This factsheet is based on the total headcount, whereas the headcount in the individual fact sheets in this series are based on a job role or hours worked in the profession. This means, if a practitioner has a job role or worked hours in more than one profession, they will be counted in each profession's factsheet, but only once in this factsheet. Hence, when the individual factsheets in this series are added together, the total will vary from this factsheet.</small></p>
---	--	--	---	---	--

# HeaDS UPP **HeaDS UPP Tool** <https://hwd.health.gov.au/heaDSUPP.html>

## HeaDS UPP

presents some data from the NHWDS including:

- Primary and community nurses
- Hospital nurses
- Aged care nurses
- Primary and community allied health practitioners
- Medical practitioners (other than GPs)



# Latest Nursing and Midwifery data from NHWDS 2019

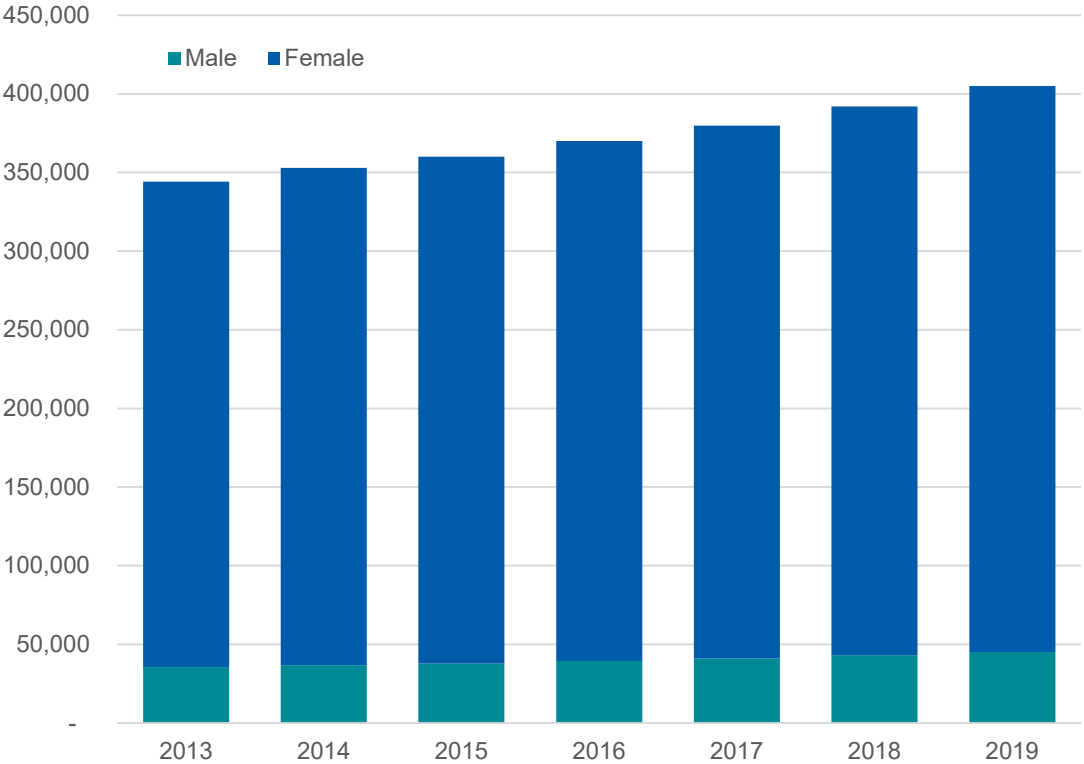
2020 NHWDS are currently being built

## Workforce survey response rates

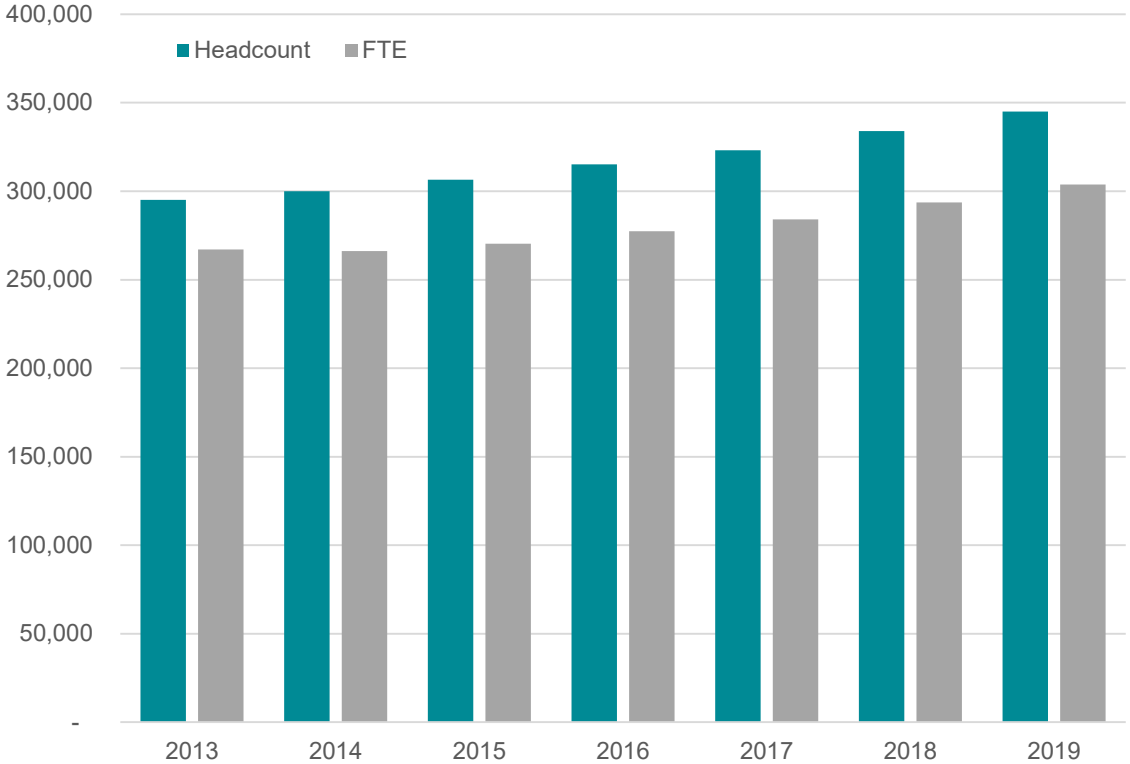
Profession	2014	2015	2016	2017	2018	2019
Aboriginal and Torres Strait Islander Health Practitioner	84.2	74.5	92.0	91.1	90.4	87.3
Chiropractor	94.8	94.5	94.0	95.5	96.0	93.5
Chinese Medicine Practitioner	94.2	93.6	95.1	96.6	96.1	94.3
Dental Practitioner	94.2	94.2	93.6	95.5	95.0	93.1
Medical Practitioner	97.6	96.9	98.2	98.0	98.2	98.0
Medical Radiation Practitioner	94.6	95.0	94.4	91.7	96.2	94.0
<b>Nurses and midwives</b>	<b>95.1</b>	<b>91.2</b>	<b>97.7</b>	<b>96.7</b>	<b>97.0</b>	<b>96.8</b>
Occupational Therapist	92.4	92.1	92.9	93.8	93.7	92.1
Optometrist	96.4	94.9	96.2	97.2	96.2	94.3
Osteopath	91.9	93.3	91.3	93.2	92.2	89.6
Pharmacist	96.4	96.2	96.0	96.5	96.9	95.8
Physiotherapist	93.3	93.4	93.4	93.6	93.1	91.8
Podiatrist	92.1	92.7	93.5	96.7	95.9	94.1
Paramedic						93.6
Psychologist	96.5	96.2	96	96.3	97.5	95.6
Total	95.3	92.9	96.9	96.5	96.8	96.1

# Latest Nursing and Midwifery data from NHWDS 2019

Registrations, 2013 - 2019



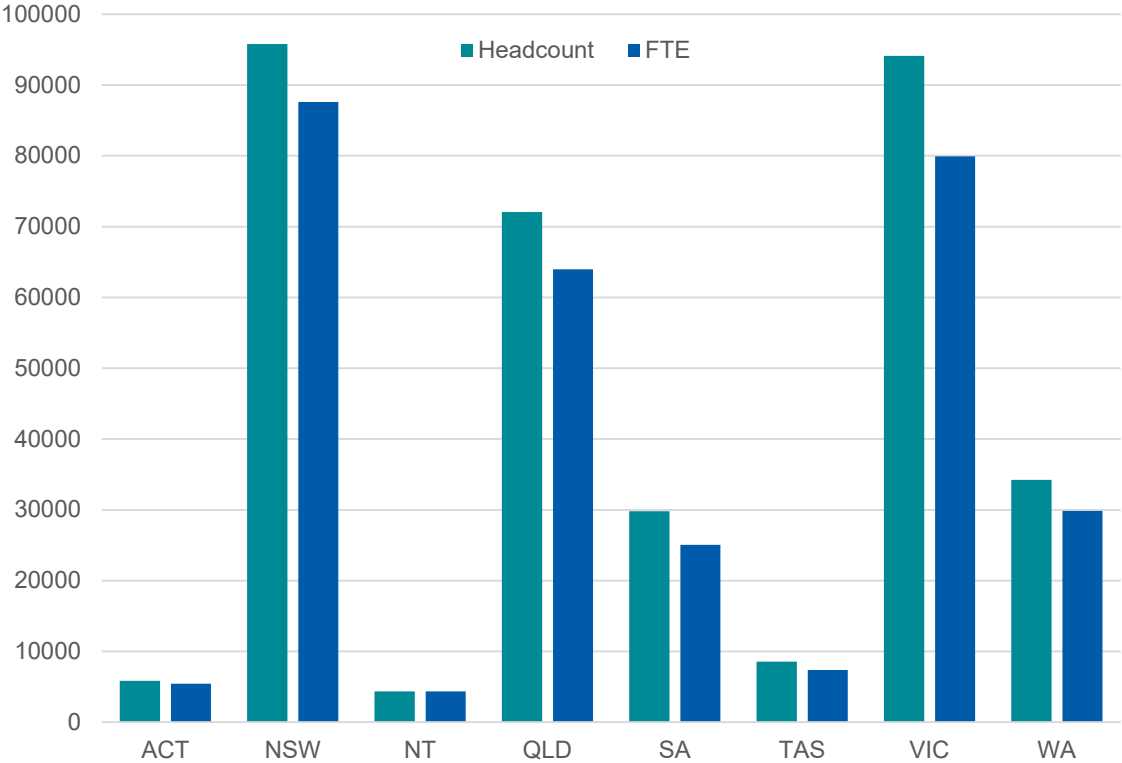
Employed (excluding those on long leave), 2013 - 2019



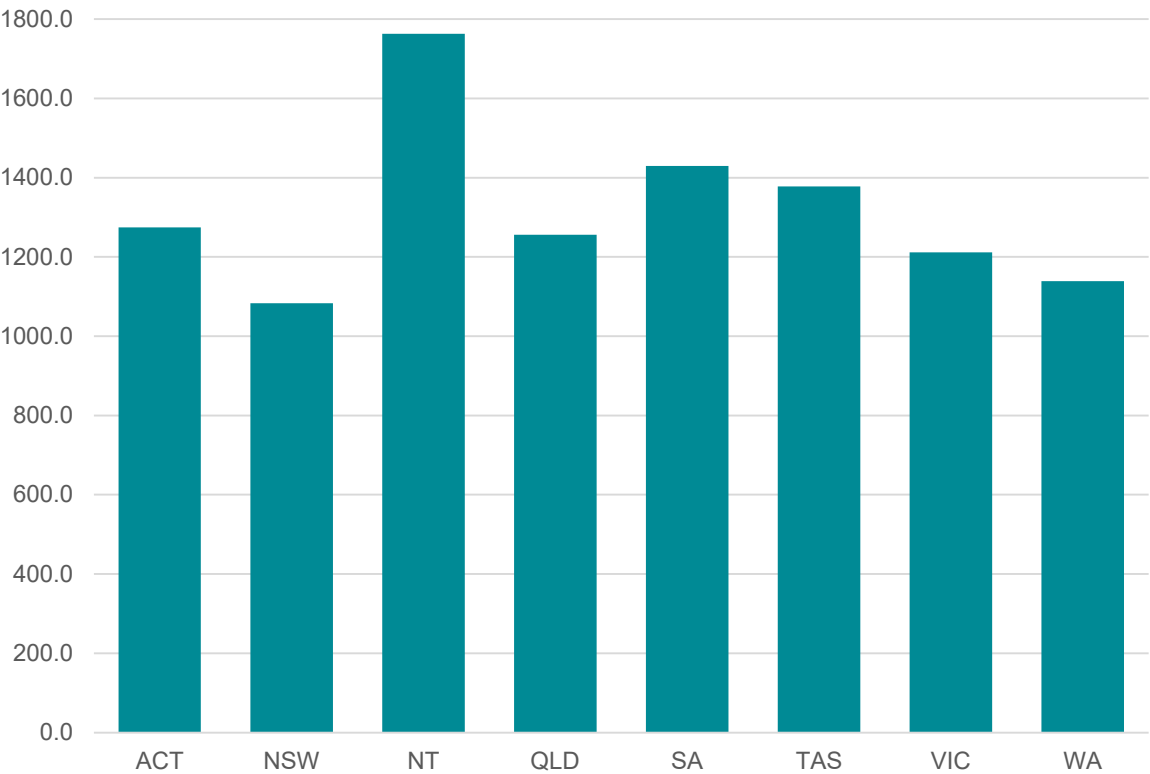


# Latest Nursing and Midwifery data from NHWDS

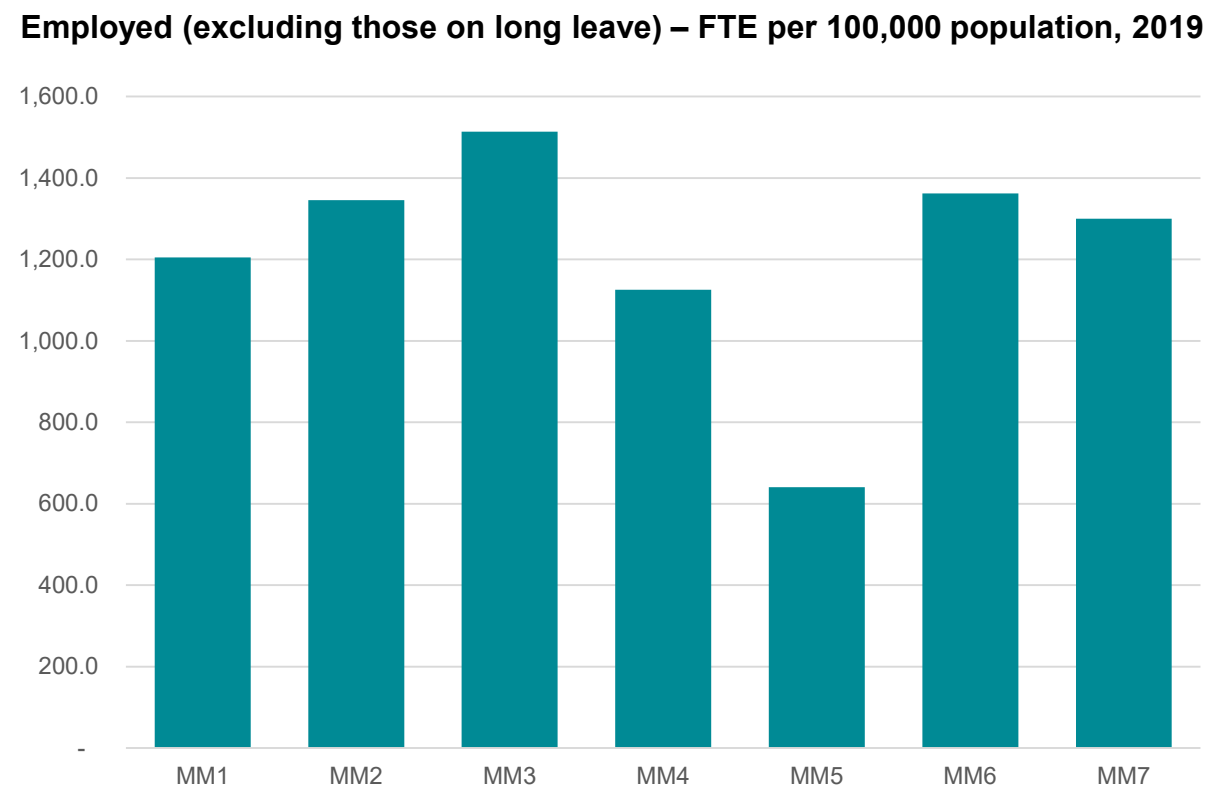
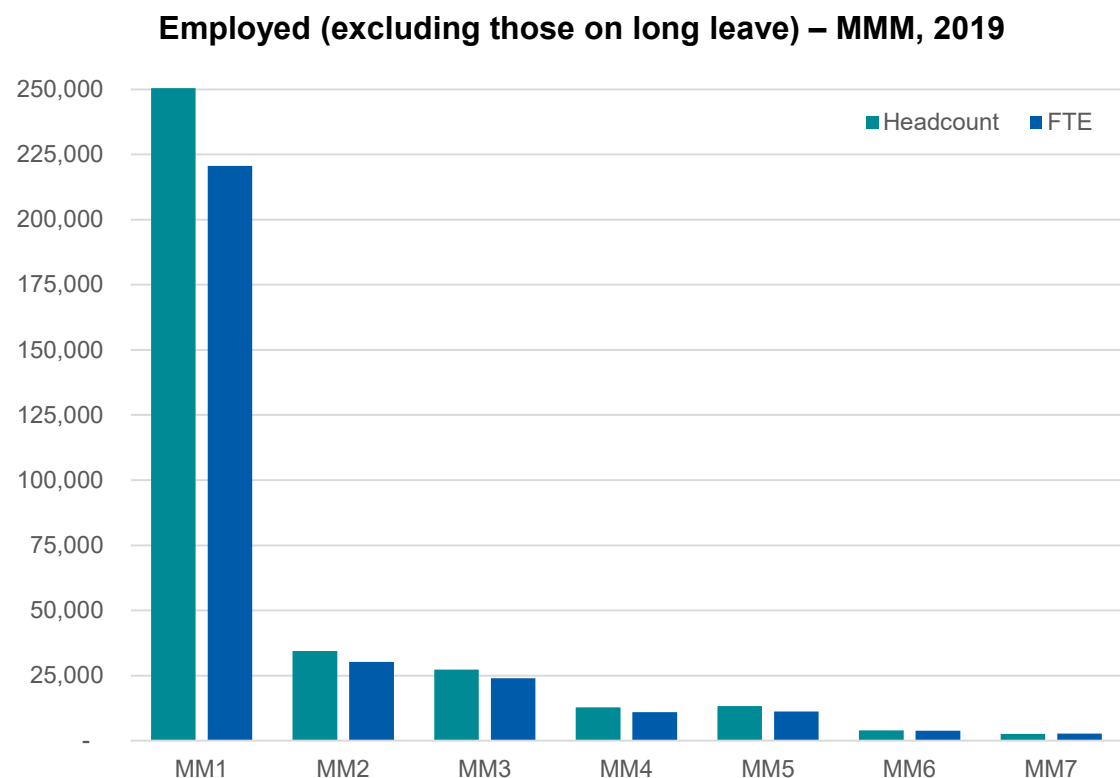
Employed (excluding those on long leave) – state and territory, 2019



Employed (excluding those on long leave) – FTE per 100,000 population, 2019



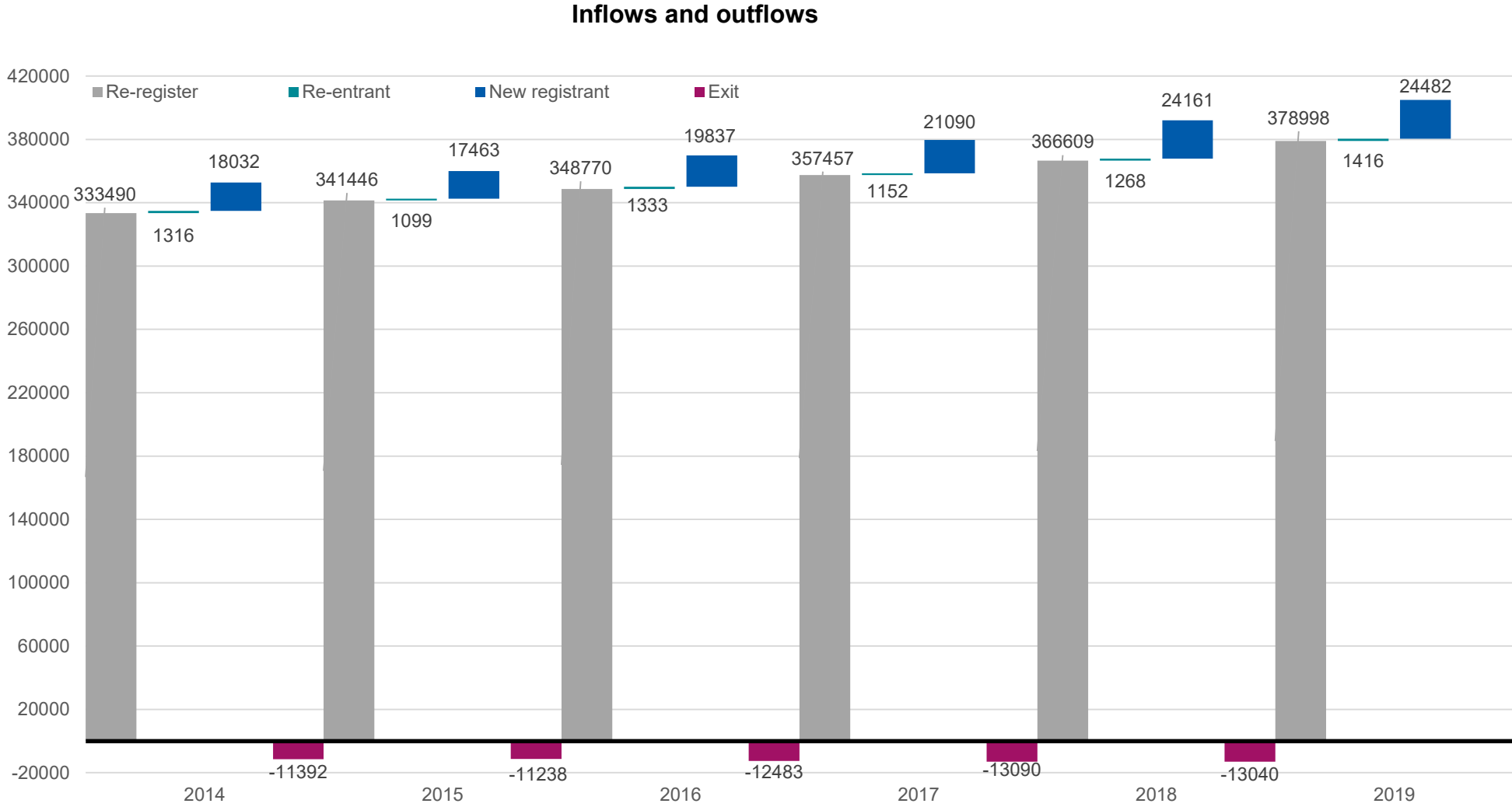
# Latest Nursing and Midwifery data from NHWDS



For more information on the Modified Monash Model please see

<https://www.health.gov.au/resources/publications/modified-monash-model-fact-sheet>

# Latest Nursing and Midwifery data from NHWDS





Questions?

Website

<https://hwd.health.gov.au/>

Contact

[healthworkforcedata@health.gov.au](mailto:healthworkforcedata@health.gov.au)